

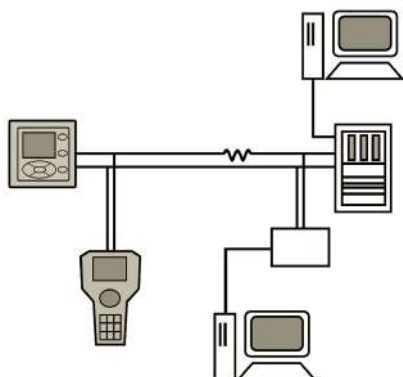
Rosemount 1066 Single Channel Transmitter



Loop Powered Transmitter for Liquid Analysis

The Rosemount 1066 Single Channel Transmitter can display a liquid analytical measurement, in addition to a temperature measurement, current output, and diagnostic information. The transmitter has quick start programming for shorter installation times and an intuitive user interface for easy operation.

Overview



Loop Powered Single Channel Transmitter

- Transmits analytical measurements: pH/ORP, Conductivity, Free Chlorine, Total Chlorine, Dissolved Oxygen, and Ozone.
- Large, easy to read, user customizable screen that displays analytical measurements, temperature, and diagnostics.

Reduced Installation and Maintenance Time

- Shorter installation times using Quick Start programming at initial install or after factory reset.
- Effortlessly connect with PLCs and DCS' by choosing the HART or Profibus DP communication options.
- Display measurements, configure alarms, and conduct maintenance with a simple to use local operator interface.
- Efficiently manage your devices using intuitive device dashboards on AMS/475 Communicators.

Accurate, Linear and Reliable Measurements of Analytical Sensors

- Faster calibration of pH sensors using auto pH Buffer solution detection.
- Linear conductivity measurements with on-board concentration curves for common acids and bases.
- Built-in features to easily display accurate amperometric measurements.

Contents

Overview	2	Product Certifications	6
1066 Single Channel Transmitter	3	Dimensional Drawings	7
Specifications	5		

1066 Single Channel Transmitter



Rosemount 1066 Single Channel Transmitter is a loop powered device that can accept input from pH/ORP, conductivity (contacting and toroidal), and amperometric (dissolved oxygen, chlorine, and ozone) sensors.

- Faster installation using Quick Start programming
- Intrinsically Safe FM, CSA, and ATEX/IECEX Hazardous Location Approvals
- Visibility of process parameters by utilizing HART or Foundation Fieldbus digital communications

Additional Information

Specifications: see [“Specifications” on page 5](#)

Certifications: see [“Product Certifications” on page 6](#)

Dimensional drawings: see [“Dimensional Drawings” on page 7](#)

Table 1. Rosemount 1066 Single Channel Transmitter Ordering Information

Model	Transmitter type
1066	Single Channel Transmitter
Measurement	
P	pH/ORP
C	Contacting conductivity
T	Toroidal conductivity
CL	Chlorine
DO	Dissolved oxygen
OZ	Ozone
Communication	
HT	HART® Digital Communication
FF	FOUNDATION™ Fieldbus Digital Communication
FI	FOUNDATION™ Fieldbus Digital Communication with FISCO
Approvals	
60	None Required ⁽¹⁾
67	FM Approved, Intrinsically Safe, and Non-Incendive
69	CSA/CUS Approved, Intrinsically Safe, and Non-Incendive
73	ATEX/IECEX Approved, Intrinsically Safe

1. Cannot be purchased with FI Communication option.

Table 2. Rosemount 1066 Single Channel Transmitter Accessories List

Part Number	Description
23554-00	Cable Gland Kit (Qty 5)
23820-00	2 in. Pipe Mounting Kit (Includes U-bolts, mounting bracket, nuts, washers, and screws)
23820-01	2 in. Stainless Steel Pipe Mounting Kit (Includes U-bolts, mounting bracket, nuts, washers and screws)
9240048-00	Stainless Steel Tag (customer specified marking)

Specifications

General Analyzer

Enclosure

Material: Polycarbonate.

Rating: Type 4X and IP66.

Dimensions: 6.10 in. L x 6.10 in. W x 5.45 in. H
(155 mm x 155 mm x 131 mm)

Conduit openings: 1/2 in. or PG 13.5 conduit fittings.

Display

Features: User customizable, monochromatic graphic liquid crystal, no backlight

Display Resolution: 128 x 96 pixel display resolution

Dimensions: 3.8 in. (Diagonal)

Ambient Conditions

Temperature: -4 to 131 °F (-20 to 65 °C)

Relative Humidity: 5 to 95% (non-condensing)

Power

Minimum Voltage: 12.7 Vdc

External Load Resistor for HART: 250 Ohms

Terminal Wire Sizes

Power: 26-16 AWG

Sensor Inputs: 26-16 AWG

Weight/Shipping Weight (rounded to nearest 1 lb. or 0.5 kg)

2 lb./ 3 lb. (1 Kg/ 1.5 kg)

Product Certifications

Hazardous Location Approvals

Intrinsic Safety (with appropriate safety barrier)



Class I, Class II, III, Div. 1
Groups A-G
T4 Tamb = -20 °C to 65 °C
Enclosure 4X, IP66



IECEX BAS 11.0098X
Ex ia IIC T4 Ga
T4 Tamb = -20 °C to 65 °C

ATEX



CE 1180 II 1 G
Baseefa11ATEX0195X
Ex ia IIC T4 Ga
T4 Tamb = -20 °C to 65 °C



Class I, II & III, Division 1, Groups A-G T4
Tamb = -20 °C to 65 °C
IP66 enclosure
Class I, Zone 0, AEx ia IIC T4
Tamb = -20 °C to 65 °C

Non-Incendive



Class I, Div. 2, Groups A-D*
Dust Ignition Proof Class II & III, Div 1,
Groups EFG
Class II & III, Div. 1, Groups E-G
Type 4/4X Enclosure
T4 Tamb = -20 °C to 65 °C



Class I, Division 2 Groups A-D
Dust Ignition proof Class II & III, Div 1, Groups EFG
Class II & III, Division 1, Groups E-G
Tamb = -20 °C to 65 °C
IP66 enclosure

Complies with the Following Standards

CSA: C22.2 no 0 - 10; C22.2 no 0.4 - 04; C22.2 no. 25-M1966; C22.2 no. 94-M1991; C22.2 no.142-M1987; C22.2 no. 157- M1992; C22.2 no. 213-M1987; C22.2 no. 60529:05

ATEX: IEC 60079-0:2011, 60079-11:2011

IECEX: IEC 60079-0: 2011 Edition: 6.0, IEC 60079-11: 2011-06 Edition: 6.0

FM: 3600: 2011, 3610: 2010, 3611: 2004, 3810: 2005, IEC 60529:2004, AnSI/IEC 60079-0: 2009, AnSI/IEC 60079-11: 2009

Radio Frequency Immunity/Electromagnetic Interference (RFI/EMI)

EN-61326



European Directive Information

A copy of the EC Declaration of Conformity can be found at the end of the Quick Start Guide and the User's Manual. The most recent revision of the EC Declaration of Conformity can be found at www.Emerson.com/RosemountLiquidAnalysis.

Dimensional Drawings

Figure 1. Panel Mount Dimensions

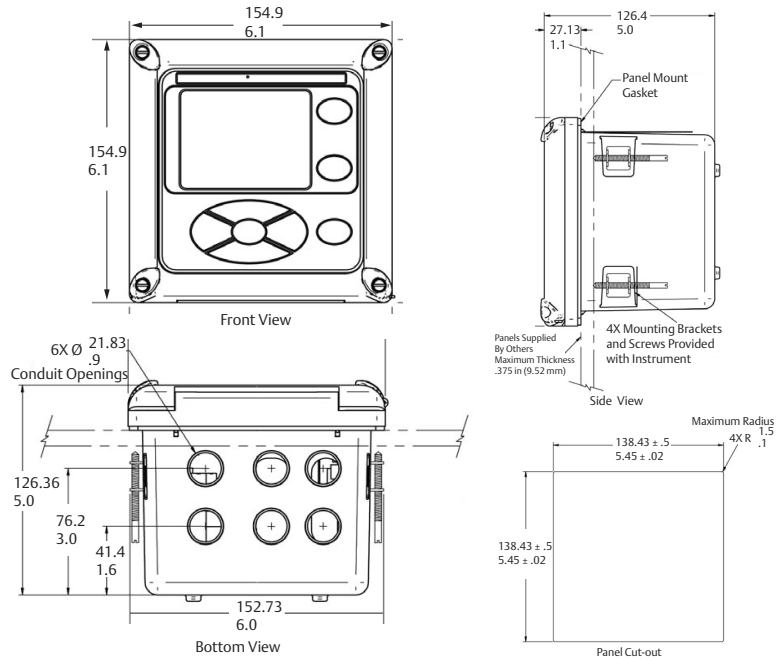
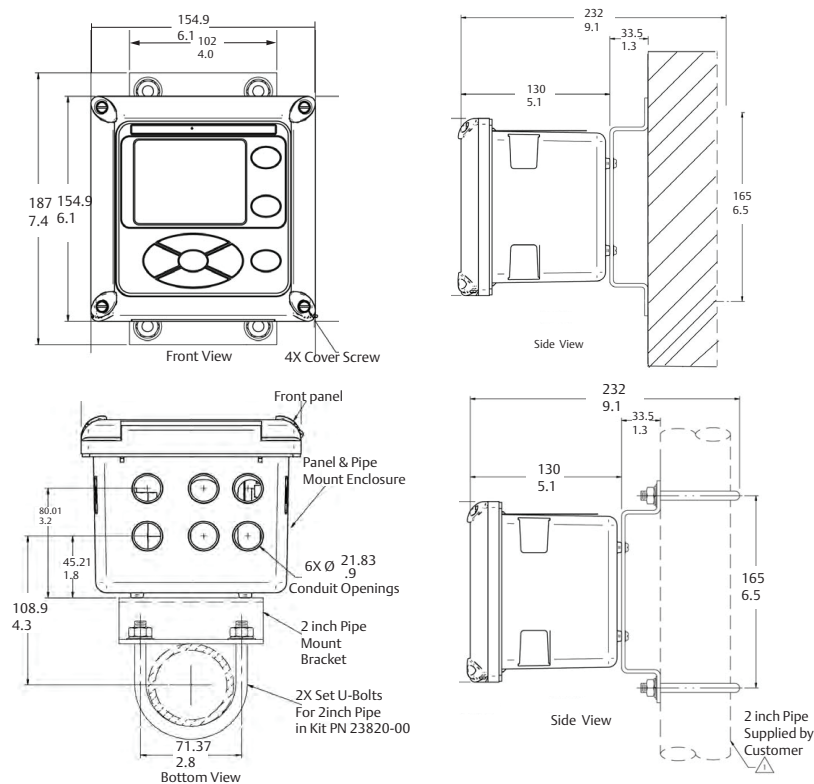


Figure 2. Wall Mount Dimensions



www.Emerson.com/RosemountLiquidAnalysis



[YouTube.com/user/RosemountAnalytical](https://www.youtube.com/user/RosemountAnalytical)



Analyticexpert.com



[Twitter.com/Rosemount_News](https://twitter.com/Rosemount_News)



[Facebook.com/Rosemount](https://www.facebook.com/Rosemount)

Emerson Automation Solutions

8200 Market Boulevard
Chanhassen, MN 55317,
USA
Tel +1 800 999 9307
Fax +1 952 949 7001

Liquid.CSC@Emerson.com

© 2017 Emerson Automation Solutions. All rights reserved.

The Emerson logo is a trademark and service mark of Emerson Electric Co.
Rosemount and the Rosemount logotype are registered trademarks of Rosemount Inc.
All other marks are the property of their respective owners.

The contents of this publication are presented for information purposes only, and while effort has been made to ensure their accuracy, they are not to be construed as warranties or guarantees, express or implied, regarding the products or services described herein or their use or applicability. All sales are governed by our terms and conditions, which are available on request. We reserve the right to modify or improve the designs or specifications of our products at any time without notice.